


FLOS

■ F1315030-300 Black

Camouflage 240 mm Dimmable DALI Black

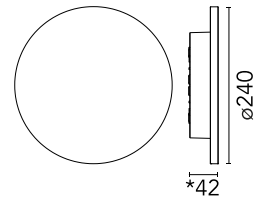
Designed by Piero Lissoni, 2016



Integrated 220/240V power supply. Supplied with a 1000 mm length outgoing neoprene cable. Version 110V upon request.

Are you a professional and your project needs consulting and support?

[BOOK AN APPOINTMENT](#)



*Concrete, crema d'orcina, basaltina H = 48 mm

Main specifications

EAN	8054793586366
Mounting	Wall
Environments	Outdoor wet location
Light source type	LED
Light sources included	Yes
LED type	Power LED
Number of lamps	1
System power (W)	12
Lumen Output (lm)	773

Physical

Colour	Black
Trim	No
Orientation	Fixed
Net weight (kg)	1.3
Package height (mm)	105
Package width (mm)	298
Package length (mm)	298
Package volume (m3)	0.01
IP internal	65

Download

Mounting instructions [↓ ZIP](#)

Photometric Files

LDT / IES [↓ ZIP](#)

Technical Drawings

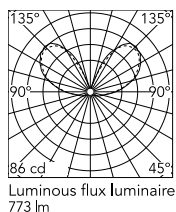
2D [↓ ZIP](#)

3D [↓ ZIP](#)

[Bim](#) [↓ ZIP](#)



Schematic light drawing



Photometric

Lighting type	Direct
Light distribution	Symmetric
CCT (K)	2700
CRI>	80
Beam angle C0-180 (°)	151
Beam angle C90-270 (°)	151

Electrical

Insulation class	I
Frequency (Hz)	50/60
Main voltage (Vac)	220-240
Power supply	Integrated
Dimmable	Yes
Power supply type	Dimmable DALI 1
Dimming interface	Dimmer Integrated
Emergency	No

Ecodesign and Energy Labelling

This product contains a light source of energy efficiency class D



Notes

We recommend using a connection system with a degree of protection greater than or equal to the degree of protection of the luminaire.

During the installation and the maintenance of the fixtures it is important to be careful and avoid damages on the paint coating.

Damages on the coating exposed to outdoor conditions or water, could cause corrosion.

Chemical substances affect the anticorrosion covering protection.

For LED fixtures, there is evidence that most of the damages are connected to electrical effects related to the insulations, which cause destructive electrical discharges

These effects are frequently caused by:

- over voltage coming from the mains' network where fixture is connected.
- electrostatic discharge (ESD) coming from the environment.

The use of a protective device against the overvoltage on the electrical installation is warmly suggest this helps to reduce the intensity of some of these phenomenon and prevent irreversible damages. The selection of the type of device to be used must be adjust on the electrical plant.

Accessories & Power Supply



OPTIONAL
Accessory

F990E00A000

S.P.D. (SURGE PROTECTION
DEVICE)