

# FLOS

03.1221.ES Brushed Bronze

## C1 Mono Spot Ceiling Small Ø 35

Designed by Vincent Van Duysen, 2021

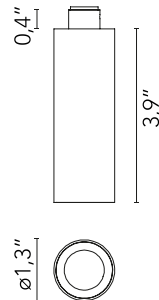


LED - Power LED - 6W - 368lm - 2700K - CRI> 90 - Beam° 18

Adjustable luminaire with LED for indoor use, suitable for wall installation. The body can be extracted from the installation surface for 60° orientation on the vertical axis and 180° on the horizontal axis. Integrated Full cut-off optical group. The remote power supply (not included) must be placed in an accessible location. The installation frame must be ordered separately.

Are you a professional and your project needs consulting and support?

[BOOK AN APPOINTMENT](#)



### Main specifications

Mounting	Ceiling surface
Environments	Indoor dry location
Light Source Type	LED
Light sources included	Yes
LED type	Power LED
Lamp category	LED
Power (W)	6
System flux (lm)	368

### Physical

Color	Brushed Bronze
Orientation	Adjustable
Rotation (°)	355
Longitudinal tilting (°)	60
IP internal	20
IP external	20

### Download

[Family spec sheet](#) ZIP

[Mounting instructions](#) PDF

### Photometric Files

[LDT / IES](#) ZIP

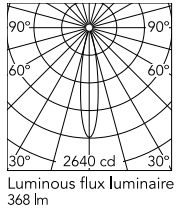
### Technical Drawings

[2D](#) ZIP

[3D](#) ZIP



## Schematic light drawing



h(m)	E(lx)	D(m)
1	2640	0.32
2	660	0.65
3	293	0.97
4	165	1.30
5	106	1.62

## Photometric

Lighting type	Direct
Light distribution	Symmetric
CCT (K)	2700
CRI>	90
Beam angle C0-180 (°)	18
Beam angle C90-270 (°)	18
Extreme cut off	No
UGR <sub>L</sub>	<10

## Electrical

Insulation class	III
LED current (mA)	500
Driver	Remote excluded
Dimmable	Yes
Emergency type	No

## Accessories & Power Supply

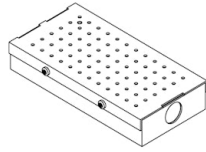


REQUIRED  
Accessory

Installation

08.0211.ES.9S

C1 Ceiling Small Surface mounted canopy

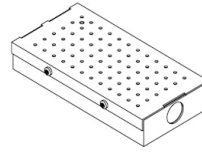


REQUIRED  
Power supply

Electrical

SP20W500MA-PEQ-S01

Lutron EcoSystem Splice Box 20W, 1% dim, listed driver with enclosure, 500mA, 120/277V.



REQUIRED  
Power supply

Electrical

SP40W500MA-10V-A02

Splice Box 40W, 1% dim, 0-10V, 500mA 120/277V.



REQUIRED  
Accessory

Installation

08.0211.DY.9S

C1 Ceiling Small Surface Mounted Canopy



REQUIRED  
Accessory

Installation

08.0208.00.9S

C1 Ceiling Small No Trim Installation Frame.



REQUIRED  
Accessory

Installation

08.0211.ER.9S

C1 Ceiling Small Surface mounted canopy