

FLOS

05.3501.DR.DA Matte Anthracite

C1 Double Spot Surface Small Ø 35 Dali

Designed by FLOS Architectural, 2024

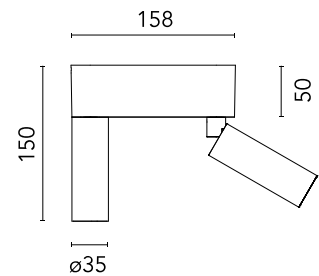


2 x 368lm - 2700K - CRI > 90 - Beam° 18

Adjustable luminaire with LED for indoor use, suitable for ceiling installation. The body can be extracted from the installation surface for 60° orientation on the vertical axis and 180° on the horizontal axis. Integrated Full cut-off optical group and the power supply is included.

Are you a professional and your project needs consulting and support?

[BOOK AN APPOINTMENT](#)



Main specifications

Mounting	Ceiling surface
LED type	Power LED
Number of lamps	2
System power (W)	14.5
Source flux (lm)	480
Lumen Output (lm)	368
Efficacy (lm/W)	51

Physical

Colour	Matte Anthracite
Orientation	Adjustable
Rotation (°)	355
Longitudinal tilting (°)	60
Net weight (kg)	0.68
IP internal	20

Download

[Mounting instructions](#)  PDF

Photometric Files

[LDT / IES](#)  ZIP


Technical Drawings



[2D](#)  ZIP

[3D](#)  ZIP

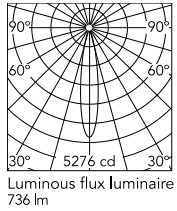


Ecodesign and Energy Labelling

   Replaceable (LED only) light source by a professional

   Replaceable control gear by a professional

Schematic light drawing



h(m)	E(lx)	D(m)
1	5276	0.32
2	1319	0.65
3	586	0.97
4	330	1.30
5	211	1.62

Photometric

Lighting type	Direct
Light distribution	Symmetric
CCT (K)	2700
CRI>	90
McAdam steps (SDCM)	3
Rf fidelity index	88
Rg gamut index	95
LED Life / Failure Ratio	L90B50>60.000h_Tc85°C
Beam angle C0-180 (°)	18
Beam angle C90-270 (°)	18
Extreme cut off	No
UGR _L	<10

Electrical

Insulation class	I
Frequency (Hz)	50/60
Main voltage (Vac)	230
Forward voltage (V)	24
LED current (mA)	500
Power supply	Integrated
Dimmable	Yes
Power supply type	Dimmable DALI 2
Dimming interface	Remote Dimmable (Dimmer Not Included)
Batteries inside	No