

FLOS

05.3506.ES Brushed Bronze

C1 Double Spot Surface Small Ø 35

Designed by FLOS Architectural, 2024



2 x 374lm - 3000K - CRI > 90 - Beam° 18

Adjustable luminaire with LED for indoor use, suitable for ceiling installation. The body can be extracted from the installation surface for 60° orientation on the vertical axis and 180° on the horizontal axis. Integrated Full cut-off optical group and the power supply is included.

Are you a professional and your project needs consulting and support?

[BOOK AN APPOINTMENT](#)



Main specifications

Mounting	Ceiling surface
LED type	Power LED
Number of lamps	2
System power (W)	14.5
Source flux (lm)	540
Lumen Output (lm)	374
Efficacy (lm/W)	51

Physical

Colour	Brushed Bronze
Orientation	Adjustable
Rotation (°)	355
Longitudinal tilting (°)	60
Net weight (kg)	0.68
IP internal	20

Download

[Mounting instructions](#)  PDF

Photometric Files

[LDT / IES](#)  ZIP

Technical Drawings



[2D](#)  ZIP

[3D](#)  ZIP

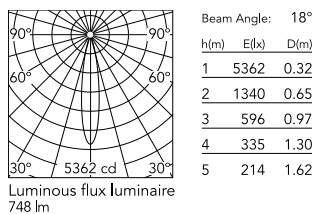


Ecodesign and Energy Labelling

   Replaceable (LED only) light source by a professional

   Replaceable control gear by a professional

Schematic light drawing



Photometric

Lighting type	Direct
Light distribution	Symmetric
CCT (K)	3000
CRI>	90
McAdam steps (SDCM)	3
Rf fidelity index	95
Rg gamut index	98
LED Life / Failure Ratio	L90B50>60.000h_Tc85°C
Beam angle C0-180 (°)	18
Beam angle C90-270 (°)	18
Extreme cut off	No
UGR _L	<10

Electrical

Insulation class	I
Frequency (Hz)	50/60
Main voltage (Vac)	230
Forward voltage (V)	24
LED current (mA)	500
Power supply	Integrated
Dimmable	No
Power supply type	Non Dimmable
Batteries inside	No