

# FLOS

■ F001D31A030.A Black

## Belvedere Spot F2 Non Dimmable Black

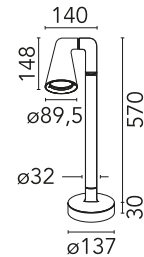
Designed by Antonio Citterio/assistant Toan Nguyen, 2007



220-240V power supply included. Ready for installation on solid surface. Box for ground installation to be ordered separately. Included 2 way terminal block 4 poles IP68 H2O Stop. Version 110V upon request.

Are you a professional and your project needs consulting and support?

[BOOK AN APPOINTMENT](#)



### Main specifications

EAN	8054793169231
Mounting	Ground
Light source type	LED
Light sources included	Yes
LED type	Power LED
Number of lamps	1
Power (W)	6
System power (W)	6
Lumen Output (lm)	380

### Physical

Colour	Black
Trim	No
Orientation	Adjustable
Net weight (kg)	2.79
Package height (mm)	671
Package width (mm)	260
Package length (mm)	185
Package volume (m3)	0.03
IP internal	65
Drive Over	No

### Download

[Mounting instructions](#) ZIP

### Photometric Files

[LDT / IES](#) ZIP

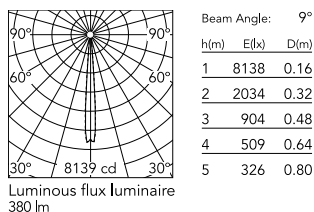
### Technical Drawings

[2D](#) ZIP

[3D](#) ZIP



## Schematic light drawing



## Photometric

Lighting type	Direct
Light distribution	Symmetric
CCT (K)	3000
CRI>	80
Beam angle C0-180 (°)	10
Beam angle C90-270 (°)	10
Extreme cut off	No

## Electrical

Insulation class	II
Frequency (Hz)	50/60
Main voltage (Vac)	220-240
Power supply	Integrated
Dimmable	No
Power supply type	Non Dimmable
Dimming interface	Not Dimmable
Emergency	No

## Notes

We recommend using a connection system with a degree of protection greater than or equal to the degree of protection of the luminaire.

During the installation and the maintenance of the fixtures it is important to be careful and avoid damages on the paint coating.

Damages on the coating exposed to outdoor conditions or water, could cause corrosion.

Chemical substances affect the anticorrosion covering protection.

For LED fixtures, there is evidence that most of the damages are connected to electrical effects related to the insulations, which cause destructive electrical discharges

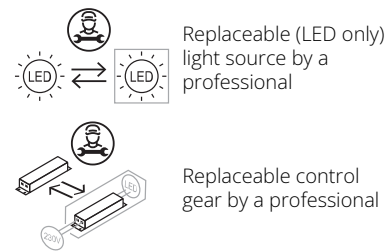
These effects are frequently caused by:

- over voltage coming from the mains' network where fixture is connected.
- electrostatic discharge (ESD) coming from the environment.

The use of a protective device against the overvoltage on the electrical installation is warmly suggest this helps to reduce the intensity of some of these phenomenon and prevent irreversible damages. The selection of the type of device to be used must be adjust on the electrical plant.

## Ecodesign and Energy Labelling

This product contains a light source of energy efficiency class E



## Accessories & Power Supply



OPTIONAL  
Accessory

F990E00A000

S.P.D. (SURGE PROTECTION  
DEVICE)



OPTIONAL  
Accessory

F001Z020000

Box for ground installation



OPTIONAL  
Accessory

F001Z010000

Spot visor



OPTIONAL  
Accessory

F001Z030000

Spot visor with honeycomb



OPTIONAL  
Accessory

F001Z040000

Spot visor with flood lens