 F001A21A030 Black

Belvedere Clove 1 Non Dimmable Black

Designed by Antonio Citterio/assistant Toan Nguyen, 2007

220-240V power supply included. Ready for installation on solid surface. Box for ground installation to be ordered separately. Included 2 way terminal block 4 poles IP68 H2O Stop. Version 110V upon request.

Drawing Thumbnail

Are you a professional and your project needs consulting and support?

BOOK AN APPOINTMENT

Main specifications

EAN	8054793165585
Mounting	Ground
Environments	Outdoor wet location
Light source type	LED
Light sources included	Yes
LED type	Power LED
Number of lamps	1
System power (W)	8.4
Lumen Output (lm)	631

Physical

Colour	Black
Trim	No
Orientation	Fixed
Net weight (kg)	2.07
Package height (mm)	727
Package width (mm)	221
Package length (mm)	185
Package volume (m3)	0.03
IP internal	65

Download

Photometric Files



Technical Drawings

 Bim 

Ecodesign and Energy Labelling

This product contains a light source of energy efficiency class D

  Replaceable (LED only) light source by a professional

  Replaceable control gear by a professional



Photometric

Light distribution	Symmetric
CCT (K)	2700
CRI>	80
Beam angle C0-180 (°)	100
Beam angle C90-270 (°)	100
Extreme cut off	No

Electrical

Insulation class	II
Frequency (Hz)	50/60
Main voltage (Vac)	220-240
Power supply	Integrated
Dimmable	No
Power supply type	Non Dimmable
Dimming interface	Not Dimmable
Emergency	No

Notes

We recommend using a connection system with a degree of protection greater than or equal to the degree of protection of the luminaire.

During the installation and the maintenance of the fixtures it is important to be careful and avoid damages on the paint coating.

Damages on the coating exposed to outdoor conditions or water, could cause corrosion.

Chemical substances affect the anticorrosion covering protection.


For LED fixtures, there is evidence that most of the damages are connected to electrical effects related to the insulations, which cause destructive electrical discharges

These effects are frequently caused by:

- over voltage coming from the mains' network where fixture is connected.
- electrostatic discharge (ESD) coming from the environment.

The use of a protective device against the overvoltage on the electrical installation is warmly suggest this helps to reduce the intensity of some of these phenomenon and prevent irreversible damages. The selection of the type of device to be used must be adjust on the electrical plant.

Accessories & Power Supply



OPTIONAL
Accessory
F990E00A000
S.P.D. (SURGE PROTECTION
DEVICE)



OPTIONAL
Accessory
F001Z020000
Box for ground installation