FLOS

03.8501.GO.1V Grey Olive

Belt Fabric L 3000 mm Dimmable 1-10V

Designed by Ronan & Erwan Bouroullec



Electromechanical profile for interior use with integrated linear lighting for suspended installation available with 2 or 3 m lengths. Installation via suspension leather or fabric straps on the ceiling and remote power kit, to be ordered separately. Up&Down system controlled via DALI or CASAMBI individually and via 1-10V all together (Broadcast).



Are you a professional and your project needs consulting and support?

BOOK AN APPOINTMENT

Main specifications

Mounting	Suspension
Environments	Indoor dry location
Light source type	LED
Light sources included	Yes
LED type	Top LED
Power (W)	83
Lumen Output (lm)	2542

Physical

Colour	Grey Olive
Orientation	Fixed
Length (mm)	3000
Net weight (kg)	4.05
Package height (mm)	127
Package width (mm)	3100
Package length (mm)	127
IP internal	20

Download

Mounting instructions PDF

Photometric Files

LDT / IES ZIP

Technical Drawings

2D	ZIP
3D	ZIP
Bim	ZIP

GWT 850°

IP 20

Ecodesign and Energy Labelling

Replaceable (LED only) light source by a professional

©2026 Flos - P.IVA 00290820174 - 6/24/2026

In our constantly evolving world and business, technical upgrades happen every day. This means all product specifications and data are subject to change without warning in order t improve reliability, function, performance or otherwise. We make every effort to ensure the accuracy of our product images, however due to different lighting and screens used for viewing, the colours may vary. Images are indicative of the quality and style of the product but may not represent the precise details of the product you receive. This is because we are constantly working to make improvements. For aesthetic reasons, cables and/or electrical elements are often not shown. Refer to technical data sheets for all technical data. Images and colours are not part of any contract or warranty in any way.

Schematic light drawing

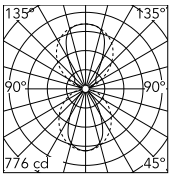

Luminous flux luminaire
2542 lm

Beam Angle: 60°

h(m)	E(lx)	D(m)
1	776	1.16
2	194	2.31
3	86	3.47
4	48	4.63
5	31	5.79

Photometric

Lighting type	Direct, Indirect
Light distribution	Asymmetric
CCT (K)	2700
CRI>	95
McAdam steps (SDCM)	3
Beam angle C0-180 (°)	60
Beam angle C90-270 (°)	100
Beam angle indirect C0-180 (°)	70
Beam angle indirect C90-270 (°)	90

Electrical

Insulation class	III
Forward voltage (V)	48
Power supply	Remote excluded
Dimmable	Yes
Power supply type	Dimmable 1-10V
Dimming interface	Remote Dimmable (Dimmer Not Included)

Notes

Power kit and suspension straps sold separately. For the sizing of the installation keep a safety margin of 15% of the maximum power of the LED power source.

©2026 Flos - P.IVA 00290820174 - 6/24/2026

In our constantly evolving world and business, technical upgrades happen every day. This means all product specifications and data are subject to change without warning in order t improve reliability, function, performance or otherwise. We make every effort to ensure the accuracy of our product images, however due to different lighting and screens used for viewing, the colours may vary. Images are indicative of the quality and style of the product but may not represent the precise details of the product you receive. This is because we are constantly working to make improvements. For aesthetic reasons, cables and/or electrical elements are often not shown. Refer to technical data sheets for all technical data. Images and colours are not part of any contract or warranty in any way.

Accessories & Power Supply

REQUIRED
Accessory

Installation

03.8510.GO

Suspension strap L 1000 mm



REQUIRED
Accessory

Installation

08.0180.00

Individual Ceiling Feed Box



REQUIRED
Accessory

Installation

08.0181.00

Double Ceiling Feed Box

REQUIRED
Accessory

Installation

08.0182.00

Wall Mounted Feed Box

REQUIRED
Power supply

Electrical

60.9170

LED power supply source for remote installation, 48V/120W. 220/240 Vac

REQUIRED
Accessory

Installation

03.8514.GO

Suspension strap L 2500 mm

REQUIRED
Accessory

Installation

03.8513.GO

Suspension strap L 1500 mm



REQUIRED
Accessory

08.0194.00

Individual Surface Feed Box

©2026 Flos - P.IVA 00290820174 - 6/24/2026

In our constantly evolving world and business, technical upgrades happen every day. This means all product specifications and data are subject to change without warning in order t improve reliability, function, performance or otherwise. We make every effort to ensure the accuracy of our product images, however due to different lighting and screens used for viewing, the colours may vary. Images are indicative of the quality and style of the product but may not represent the precise details of the product you receive. This is because we are constantly working to make improvements. For aesthetic reasons, cables and/or electrical elements are often not shown. Refer to technical data sheets for all technical data. Images and colours are not part of any contract or warranty in any way.



REQUIRED
Accessory

08.0195.00

Double Surface Feed Box



REQUIRED
Power supply

Installation

06.0173.14

Surface Driver Box 96W - 48V, 110-240V.

REQUIRED
Power supply

Electrical

60.9607

LED power supply source for remote installation, 110Vac-150W / 220Vac-200W

REQUIRED
Accessory

Installation

03.8511.GO

Suspension strap L 2000 mm

REQUIRED
Accessory

Installation

03.8512.GO

Suspension strap L 3000 mm

REQUIRED
Accessory

Installation

03.8520.GO

48-V Power Loop L 1500 mm

REQUIRED
Accessory

Installation

03.8521.GO

48-V Power Loop L 2500 mm

REQUIRED
Accessory

Installation

03.8522.GO

48-V Power Loop L 3500 mm

©2026 Flos - P.IVA 00290820174 - 6/24/2026

In our constantly evolving world and business, technical upgrades happen every day. This means all product specifications and data are subject to change without warning in order t improve reliability, function, performance or otherwise. We make every effort to ensure the accuracy of our product images, however due to different lighting and screens used for viewing, the colours may vary. Images are indicative of the quality and style of the product but may not represent the precise details of the product you receive. This is because we are constantly working to make improvements. For aesthetic reasons, cables and/or electrical elements are often not shown. Refer to technical data sheets for all technical data. Images and colours are not part of any contract or warranty in any way.

REQUIRED
Accessory

Installation

03.8527.GO

48-V Power Loop L 2000 mm

REQUIRED
Accessory

Installation

03.8528.GO

48-V Power Loop L 3000 mm

©2026 Flos - P.IVA 00290820174 - 6/24/2026

In our constantly evolving world and business, technical upgrades happen every day. This means all product specifications and data are subject to change without warning in order t improve reliability, function, performance or otherwise. We make every effort to ensure the accuracy of our product images, however due to different lighting and screens used for viewing, the colours may vary. Images are indicative of the quality and style of the product but may not represent the precise details of the product you receive. This is because we are constantly working to make improvements. For aesthetic reasons, cables and/or electrical elements are often not shown. Refer to technical data sheets for all technical data. Images and colours are not part of any contract or warranty in any way.