

FLOS

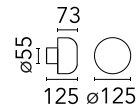
F003C41D033 Anthracite

Bellhop Wall Dali

Designed by Edward Barber and Jay Osgerby, 2018



100-240V power supply integrated. Direct wall installation. Each luminaire is equipped with 200 mm length cable for connection inside the luminaire body. Recommended connection with a 2 way terminal block 4 poles IP68 H2O Stop, to be ordered separately.



Are you a professional and your project needs consulting and support?

[BOOK AN APPOINTMENT](#)

Main specifications

| | |
|------------------------|---------------|
| EAN | 8054793190235 |
| Mounting | Wall |
| Light source type | LED |
| Light sources included | Yes |
| LED type | Power LED |
| Number of lamps | 1 |
| Power (W) | 8 |
| Lumen Output (lm) | 607 |

Physical

| | |
|---------------------|------------|
| Colour | Anthracite |
| Trim | No |
| Orientation | Fixed |
| Net weight (kg) | 1.62 |
| Package height (mm) | 190 |
| Package width (mm) | 190 |
| Package length (mm) | 135 |
| IP internal | 65 |

Download

[Mounting instructions](#) ZIP

Photometric Files

[LDT / IES](#) ZIP

Technical Drawings

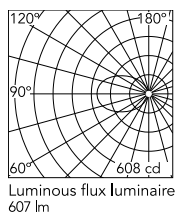
[2D](#) ZIP

[3D](#) ZIP

[Bim](#) ZIP



Schematic light drawing



Photometric

| | |
|------------------------|-----------|
| Lighting type | Direct |
| Light distribution | Symmetric |
| CCT (K) | 4000 |
| CRI> | 80 |
| Beam angle C0-180 (°) | 85 |
| Beam angle C90-270 (°) | 85 |

Electrical

| | |
|--------------------|-------------------|
| Insulation class | I |
| Frequency (Hz) | 50/60 |
| Main voltage (Vac) | 220-240 |
| Power supply | Integrated |
| Dimmable | Yes |
| Power supply type | Dimmable DALI 1 |
| Dimming interface | Dimmer Integrated |
| Emergency | No |

Ecodesign and Energy Labelling

This product contains a light source of energy efficiency class D



Notes

We recommend using a connection system with a degree of protection greater than or equal to the degree of protection of the luminaire.

During the installation and the maintenance of the fixtures it is important to be careful and avoid damages on the paint coating.

Damages on the coating exposed to outdoor conditions or water, could cause corrosion.

Chemical substances affect the anticorrosion covering protection.


For LED fixtures, there is evidence that most of the damages are connected to electrical effects related to the insulations, which cause destructive electrical discharges

These effects are frequently caused by:

- over voltage coming from the mains' network where fixture is connected.
- electrostatic discharge (ESD) coming from the environment.

The use of a protective device against the overvoltage on the electrical installation is warmly suggest this helps to reduce the intensity of some of these phenomenon and prevent irreversible damages. The selection of the type of device to be used must be adjust on the electrical plant.

Accessories & Power Supply



OPTIONAL Accessory

F990E00A000

S.P.D. (SURGE PROTECTION
DEVICE)



OPTIONAL Accessory

F990C080000

Connector kit 5-pole flying socket
+ EU plug IP68.