

# FLOS

F003G21B006 Grey

## Bellhop Pole in ground H 3520 mm Dimmable 1-10V

Designed by Edward Barber and Jay Osgerby, 2018



220-240V power supply included. Ready for inground installation. Each luminaire is equipped with 200 mm cable for connection inside the luminaire body. Recommended connection with a 2 way terminal block 4 poles IP68 H2O Stop, to be ordered separately. 110V and dimmable versions available on request.

Are you a professional and your project needs consulting and support?

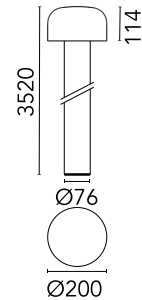
[BOOK AN APPOINTMENT](#)

### Main specifications

EAN	8054793190303
Mounting	Pole Top
Light source type	LED
Light sources included	Yes
LED type	Power LED
Number of lamps	1
Power (W)	30
Lumen Output (lm)	2490

### Physical

Colour	Grey
Trim	No
Orientation	Fixed
Net weight (kg)	9.36
IP internal	66



### Download

Mounting instructions [↓ ZIP](#)

### Photometric Files


LDT / IES [↓ ZIP](#)


### Technical Drawings

[Bim](#) [↓ ZIP](#)

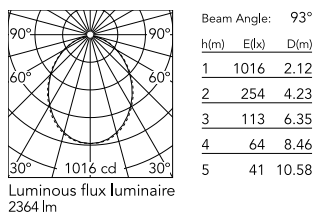


### Ecodesign and Energy Labelling

 Replaceable (LED only) light source by a professional

 Replaceable control gear by a professional

## Schematic light drawing



### Photometric

Lighting type	Direct
Light distribution	Symmetric
CCT (K)	2700
CRI>	80
Beam angle C0-180 (°)	93
Beam angle C90-270 (°)	93
Extreme cut off	No

### Electrical

Insulation class	I
Frequency (Hz)	50/60
Main voltage (Vac)	220-240
Power supply	Remote included
Dimmable	Yes
Power supply type	Dimmable 1-10V
Dimming interface	Dimmer Integrated
Emergency	No

### Notes

During the installation and the maintenance of the fixtures it is important to be careful and avoid damages on the paint coating.

Damages on the coating exposed to outdoor conditions or water, could cause corrosion.

Chemical substances affect the anticorrosion covering protection.

For LED fixtures, there is evidence that most of the damages are connected to electrical effects related to the insulations, which cause destructive electrical discharges

These effects are frequently caused by:

- over voltage coming from the mains' network where fixture is connected.
- electrostatic discharge (ESD) coming from the environment.

The use of a protective device against the overvoltage on the electrical installation is warmly suggest this helps to reduce the intensity of some of these phenomenon and prevent irreversible damages. The selection of the type of device to be used must be adjust on the electrical plant.

## Accessories & Power Supply



### OPTIONAL Accessory

F990E00A000

S.P.D. (SURGE PROTECTION  
DEVICE)



### OPTIONAL Accessory

F990C080000

Connector kit 5-pole flying socket  
+ EU plug IP68.