

FLOS

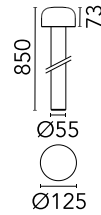
F003B31A033 Anthracite

Bellhop Bollard H 850 mm Non Dimmable

Designed by Edward Barber and Jay Osgerby, 2018



100-240V power supply included. Ready for installation on solid surface. Each luminaire is equipped with 200 mm cable for connection inside the luminaire body. Recommended connection with a 2 way terminal block 4 poles IP68 H2O Stop, to be ordered separately.



Are you a professional and your project needs consulting and support?

[BOOK AN APPOINTMENT](#)

Main specifications

| | |
|------------------------|---------------|
| EAN | 8054793187532 |
| Mounting | Ground |
| Light source type | LED |
| Light sources included | Yes |
| LED type | Power LED |
| Number of lamps | 1 |
| Power (W) | 8 |
| Lumen Output (lm) | 580 |

Physical

| | |
|---------------------|------------|
| Colour | Anthracite |
| Trim | No |
| Orientation | Fixed |
| Net weight (kg) | 2.8 |
| Package height (mm) | 875 |
| Package width (mm) | 173 |
| Package length (mm) | 165 |
| Package volume (m3) | 0.02 |
| IP internal | 65 |

Download

[Mounting instructions](#) ZIP

Photometric Files

[LDT / IES](#) ZIP

Technical Drawings

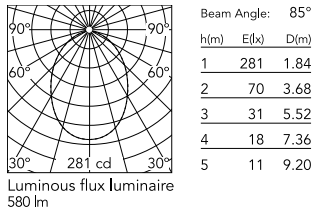
[2D](#) ZIP

[3D](#) ZIP

[Bim](#) ZIP



Schematic light drawing



Photometric

| | |
|------------------------|-----------|
| Lighting type | Direct |
| Light distribution | Symmetric |
| CCT (K) | 3000 |
| CRI> | 80 |
| Beam angle C0-180 (°) | 85 |
| Beam angle C90-270 (°) | 85 |

Electrical

| | |
|--------------------|--------------|
| Insulation class | I |
| Frequency (Hz) | 50/60 |
| Main voltage (Vac) | 220-240 |
| Power supply | Integrated |
| Dimmable | No |
| Power supply type | Non Dimmable |
| Dimming interface | Not Dimmable |
| Emergency | No |

Notes

During the installation and the maintenance of the fixtures it is important to be careful and avoid damages on the paint coating.

Damages on the coating exposed to outdoor conditions or water, could cause corrosion.

Chemical substances affect the anticorrosion covering protection.

For LED fixtures, there is evidence that most of the damages are connected to electrical effects related to the insulations, which cause destructive electrical discharges

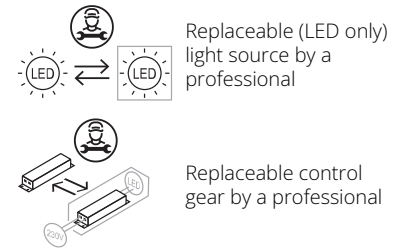
These effects are frequently caused by:

- over voltage coming from the mains' network where fixture is connected.
- electrostatic discharge (ESD) coming from the environment.

The use of a protective device against the overvoltage on the electrical installation is warmly suggest this helps to reduce the intensity of some of these phenomenon and prevent irreversible damages. The selection of the type of device to be used must be adjust on the electrical plant.

Ecodesign and Energy Labelling

This product contains a light source of energy efficiency class D




Accessories & Power Supply



OPTIONAL Accessory

F990C00A000

2 way terminal block 4 poles IP68
H20 stop. (ø5,5÷12mm cable)



OPTIONAL Accessory

F990E00A000

S.P.D. (SURGE PROTECTION
DEVICE)



OPTIONAL Accessory

F003Z010000

Base plate with bolt