


RF35321

Black Flag up stripe assembly



WARNING! When installing and whenever acting on the appliance, ensure that the power supply has been switched off.
For the installation of the spare-part, it is necessary to consult a qualified electrician.

RF35321

Black Flag up stripe assembly




Fig.1




Fig.2

Fig. 1: Using a flat screwdriver, lift the LED diffuser (A) from the lamp body (B).

Fig. 2: Remove the LED diffuser from the lamp body.

Perform the procedure in reverse to connect the new LED diffuser.

WARNING! When installing and whenever acting on the appliance, ensure that the power supply has been switched off.
For the installation of the spare-part, it is necessary to consult a qualified electrician.