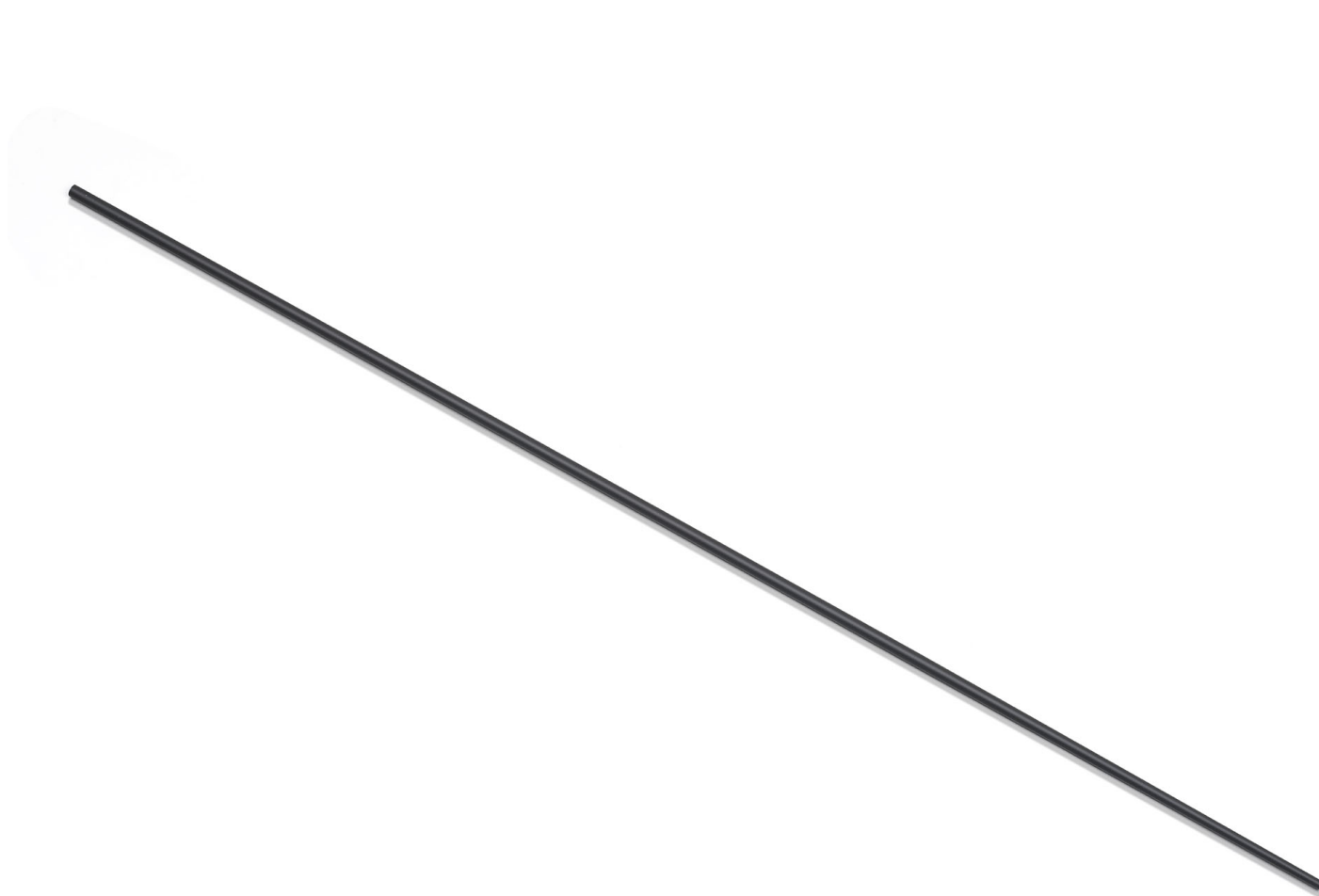


RF02787

Rosy Angelis Conical grey leg



WARNING! When installing and whenever acting on the appliance, ensure that the power supply has been switched off.
For the installation of the spare-part, it is necessary to consult a qualified electrician.

RF02787

Rosy Angelis Conical grey leg




Fig.1

Introduce the reduction leg adapters (A) and insert the feet (B) on the lamp legs (C).

WARNING! When installing and whenever acting on the appliance, ensure that the power supply has been switched off.
For the installation of the spare-part, it is necessary to consult a qualified electrician.

RF02787

Rosy Angelis Conical grey leg

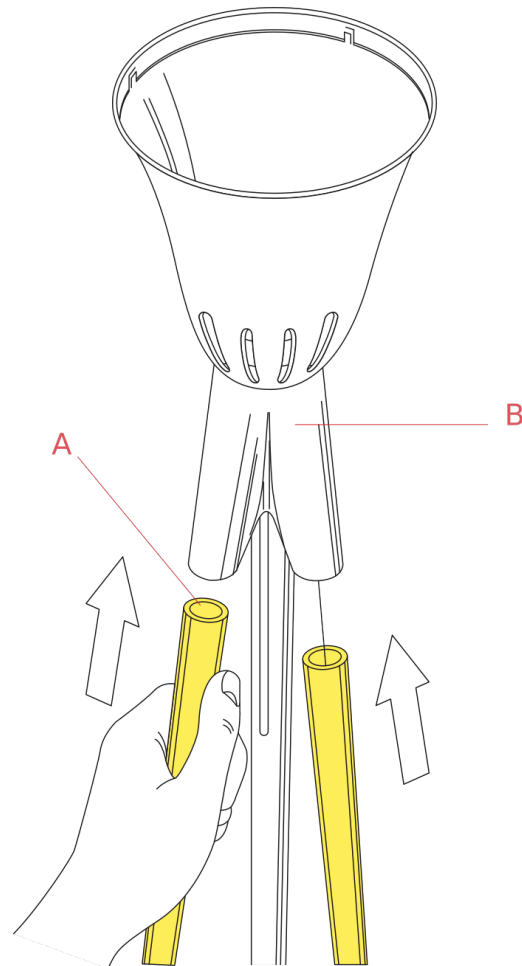


Fig.2

Insert the legs (A) in the body lamp (B).

WARNING! When installing and whenever acting on the appliance, ensure that the power supply has been switched off.
For the installation of the spare-part, it is necessary to consult a qualified electrician.