


**RF1800044**

Coordinates Floor Body



WARNING! When installing and whenever acting on the appliance, ensure that the power supply has been switched off.  
For the installation of the spare-part, it is necessary to consult a qualified electrician.

**RF1800044**

Coordinates Floor Body

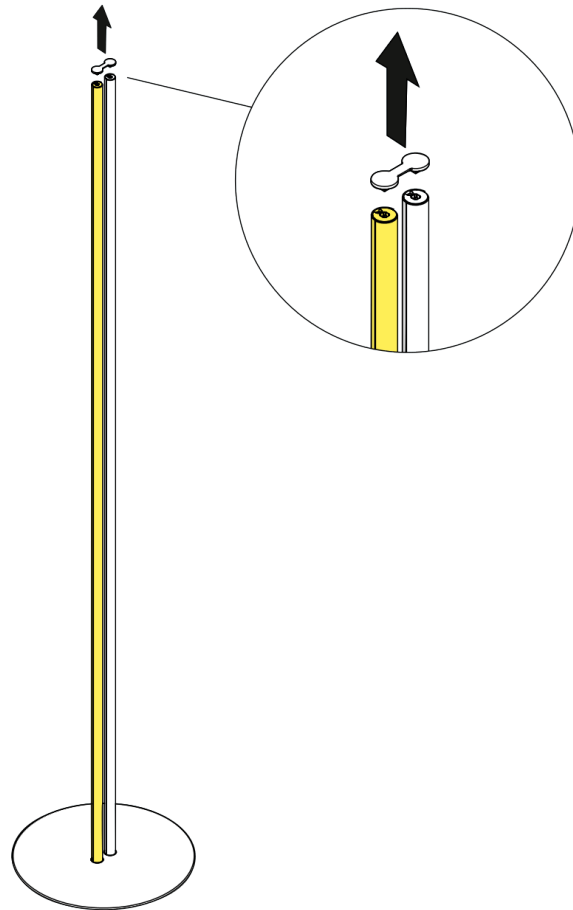


Fig.1

Remove the fixing kit assembly from the body.

WARNING! When installing and whenever acting on the appliance, ensure that the power supply has been switched off.  
For the installation of the spare-part, it is necessary to consult a qualified electrician.

**RF1800044**

Coordinates Floor Body

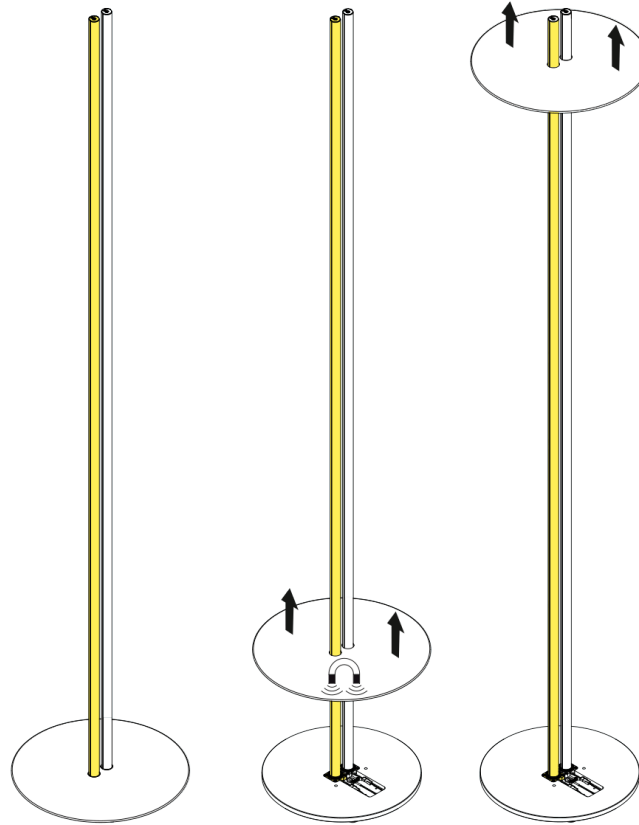


Fig.2

Remove the base upper cover.

WARNING! When installing and whenever acting on the appliance, ensure that the power supply has been switched off.  
For the installation of the spare-part, it is necessary to consult a qualified electrician.

## RF1800044

Coordinates Floor Body

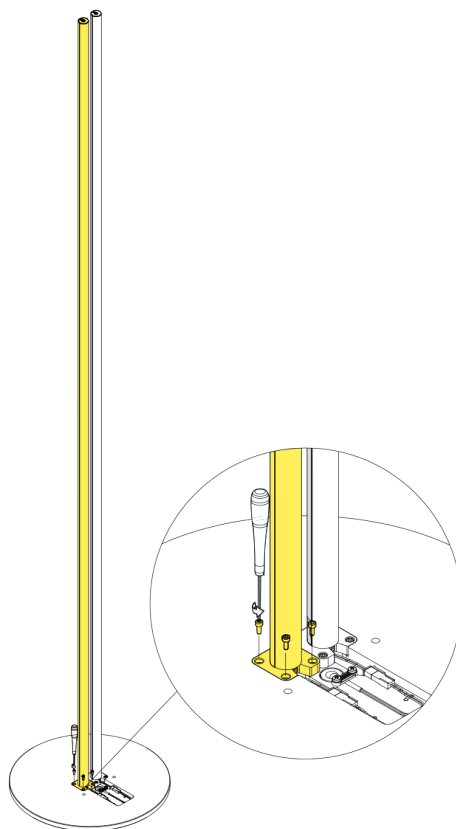


Fig.3

Unfasten the n°4 screws.

WARNING! When installing and whenever acting on the appliance, ensure that the power supply has been switched off.  
For the installation of the spare-part, it is necessary to consult a qualified electrician.

**RF1800044**

Coordinates Floor Body

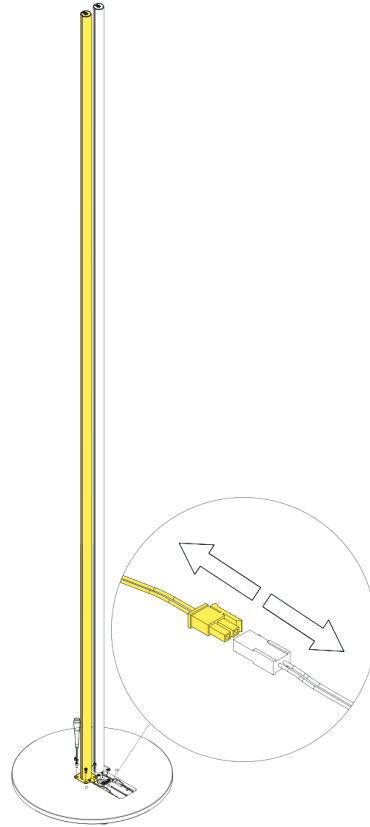


Fig.4

Disconnect the pins.

WARNING! When installing and whenever acting on the appliance, ensure that the power supply has been switched off.  
For the installation of the spare-part, it is necessary to consult a qualified electrician.

## RF1800044

Coordinates Floor Body




Fig.5

Remove the damaged body and block assembly.  
Assemble now the new spare parts.  
Position the new body and block assembly (Fig.5).  
Connect the pin (Fig.4 page.9)  
Fast the n°4 screws (Fig.3 page 8)  
Connect the base upper cover (Fig.2 page 7)  
Put the fixing kit assembly on the body (Fig.1 page 6).

WARNING! When installing and whenever acting on the appliance, ensure that the power supply has been switched off.  
For the installation of the spare-part, it is necessary to consult a qualified electrician.